



# MULTI-FACTOR AUTHENTICATION (MFA)



Okta Verify App  
Installation Guide



# OKTA VERIFY APP

When you first log into the Client Portal, you will be prompted to set up multi-factor authentication (MFA).

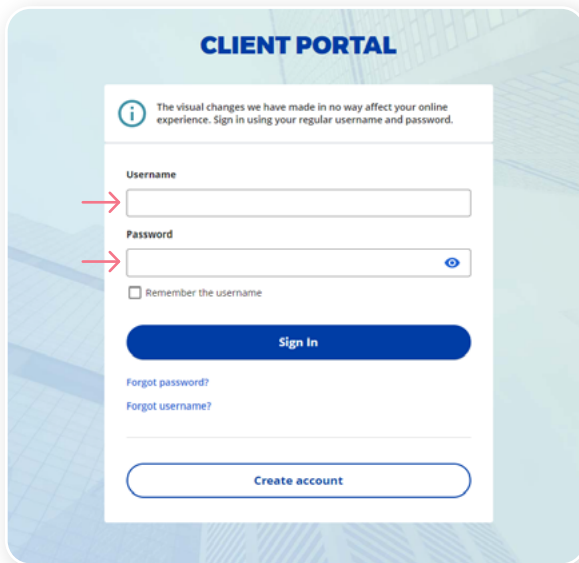
To set up this authentication method, you will need to download the Okta Verify App on your mobile device. Once downloaded follow the steps below.



## SET-UP TAKES JUST A FEW MINUTES

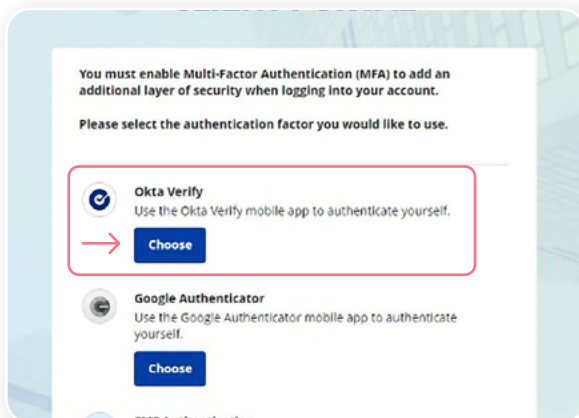
### Step 1

When you click on the UniFI or UniFI 2.0 link, you will be redirected to the webpage, where you will be asked to enter your **username** and **password**.



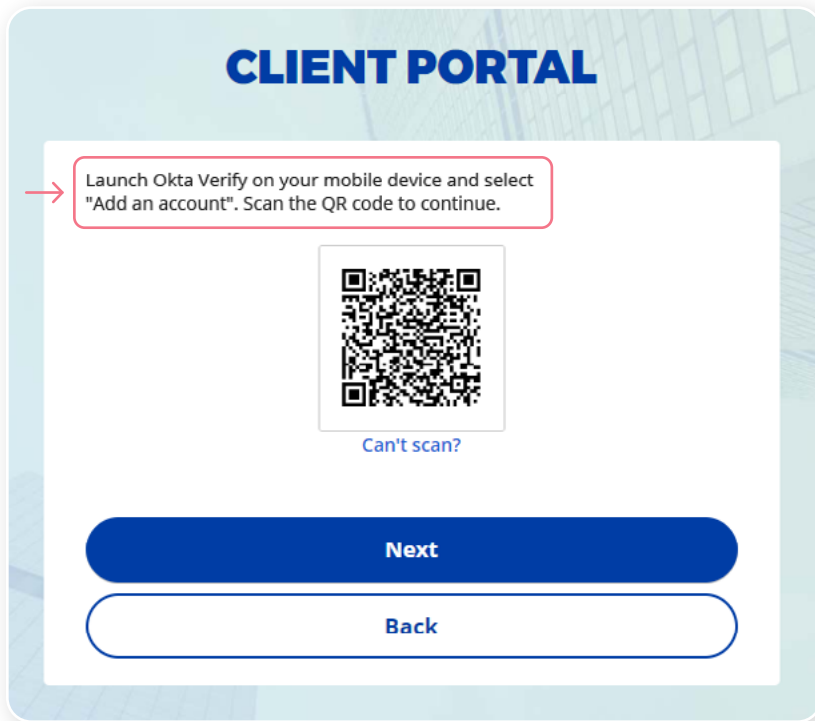
### Step 2

Click on the **Choose** button in the Okta Verify section.



### Step 3

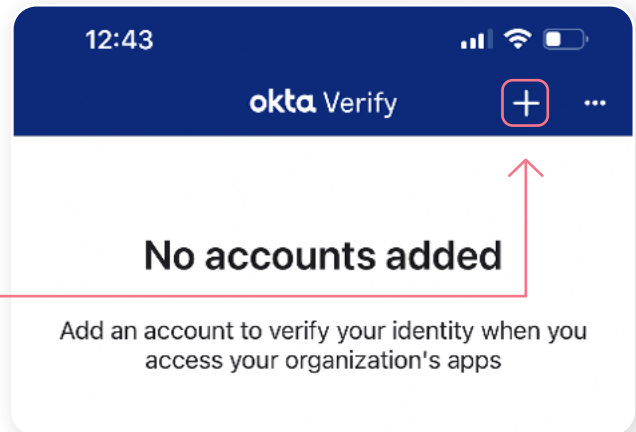
You will be asked to open the Okta Verify app on your mobile device.



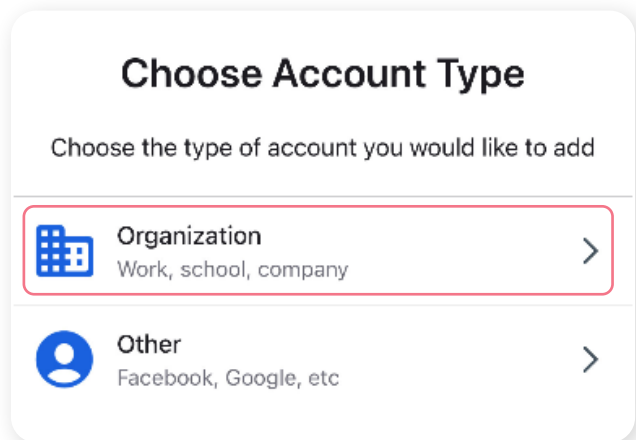
## Step 4

On your mobile device, launch the Okta Verify app.

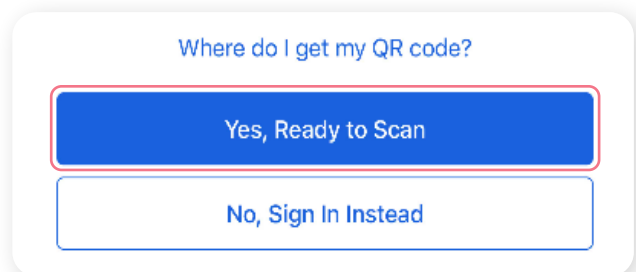
To set up an account for the Client Portal, click on '+' sign button shown in the top right corner of your device.



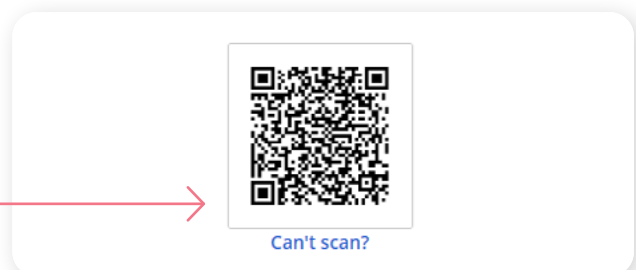
Click on **Organization**.



Click **Yes, Ready to Scan**.



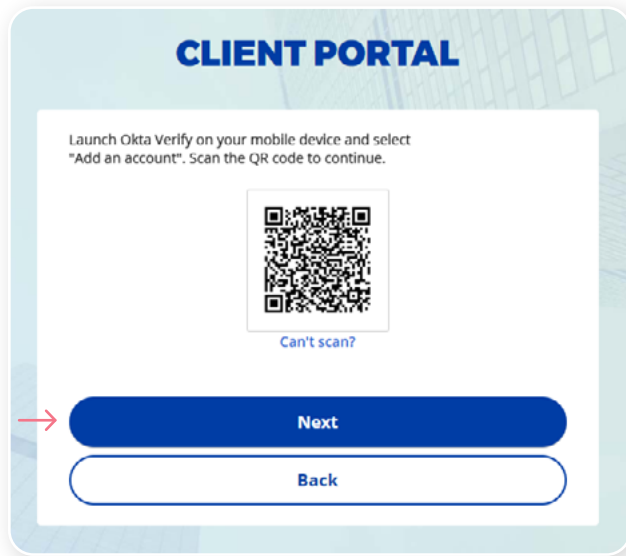
Next, **scan the QR code** that is displayed on your computer screen.



\*This screen may appear differently depending on whether you are using the iOS or Android App

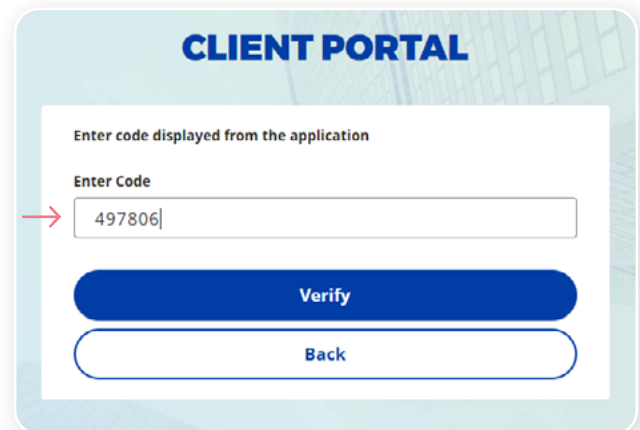
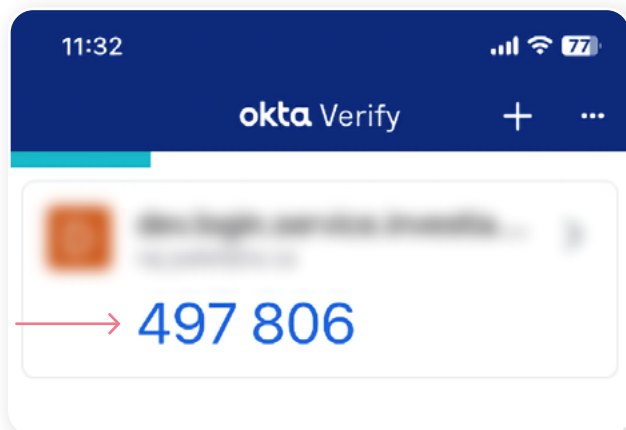
## Step 5

Once you have scanned the QR code, click **Next**.



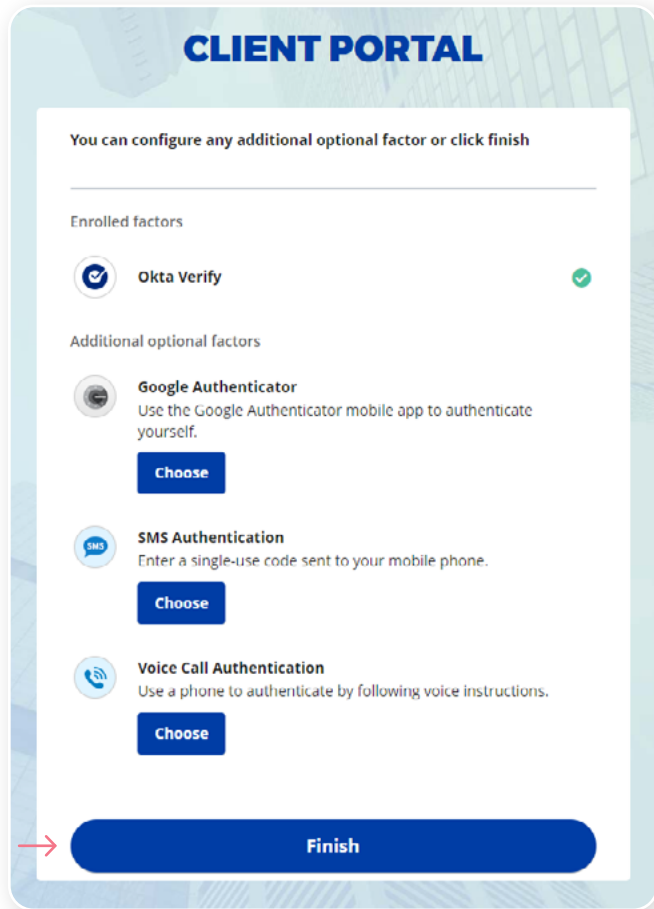
## Step 6

You will receive a temporary **6-digit code** which you will need to enter through the Authentication screen in the Client Portal. Then, click **Verify**.




## Step 7

You have now completed the Okta Verify set-up and will be taken back to the configuration page. You can choose to set up an additional MFA method; or click on **Finish** to continue to your Client Portal.



**You must keep the Okta Verify app on your mobile device** for future logins into UniFI or UniFI 2.0, as you may be prompted to provide a unique security code which will be generated in the Okta Verify app.



SRM611-10A-2(24-05)

**INVESTED IN YOU.**

---

iA Financial Group is a business name and trademark of  
**Industrial Alliance Insurance and Financial Services Inc.**

**ia.ca**